



Compilation Guide for Tourism Satellite Accounts 2008


Regional workshop on compilation of the Tourism Satellite Account, 19-20 June 2017, Manila, the Philippines



**United Nations Statistics Division
Karoly Kovacs, Chief, Statistics of International Trade in Services Section**


Outline

- Tourism Satellite Account: Recommended Methodological Framework 2008 (TSA 2008)
- Compilation Guide
- Overview of the chapters




The manual, Tourism Satellite Account: Recommended Methodological Framework 2008, provides an updated framework for constructing a Tourism Satellite Account.

The manual was adopted by the UN Statistical Commission in 2008.




The purpose of a Tourism Satellite Account is to


- analyze in detail all the aspects of demand for goods and services associated with the activity of visitors;
- observe the operational interface with the supply of such goods and services within the economy;
- and to describe how this supply interacts with other economic activities.



It permits greater internal consistency of tourism statistics with the rest of the statistical system of a country, as well as increased international comparability of these data.



The implementation of the manual is complex and is progressing at a different pace in different countries; they indicated, after an analysis, that some methodological guide would be beneficial for statisticians working on tourism statistics. Such a guide would facilitate the implementation of the TSA and help compilers to proceed with the recommendations through the statistical production process.



Content:

1. Introduction
2. The demand perspective: concepts and definitions
3. The supply perspective: concepts and definitions
4. Tables, accounts and aggregates

Annexes (1-8)

Structure of the Compilation Guide for Tourism Satellite Accounts 2008 (CG TSA 2008):

1. Introduction
2. Framework of TSA 2008
3. Data sources
4. National accounts data for the TSA 2008
5. Compilation methods for the TSA 2008 tables
6. Dissemination of TSA 2008 tables and indicators
7. Quality management

Chapter 1. Introduction

The introduction will explain the purpose of the Guide, including the target audience and the expected use, and will also explain the various roles of the Tourism Satellite Account. It will further provide an overview of the Guide

1 Introduction

1.1 Purpose of the Compilation Guide

1.2 Role of the Tourism Satellite Account

1.3 Outline of the Compilation Guide

Chapter 2. Framework of TSA 2008

Chapter 2 will explain the Tourism Satellite Account with reference to the 2008 recommended methodological framework. Some key concepts are reflected in the Guide, which are needed to better understand the remainder of the compilation guide.

2 Framework of the TSA 2008

2.1 Background

2.2 Relation to the System of National Accounts

2.3 Key concepts of the SNA and the TSA

2.4 Key definitions of the Tourism Satellite Account

Chapter 3. Data sources

This chapter will review the different data sources that could be used for the demand and supply side to compile the recommended tables. The chapter will also discuss how to evaluate the different data sources; their feasibility for the TSA compilation takes into account timing, geographical and statistical scope. Big Data sources will also be discussed among the possible data sources. It will give recommendations on how to assess the quality of the different data sources.

3 Data Sources for the compilation of the TSA

3.1 Demand surveys relevant to tourism

3.2 Supply surveys related to tourism

Chapter 4. National accounts data for the TSA 2008

The Tourism Satellite Account should be compiled in full alignment with the National Accounts. This is not only important for internal consistency and quality assurance, but also with a view of reporting the results of the TSA in direct comparison with results from the National Accounts overall.

Chapter 4. National accounts data for the TSA 2008

The Tourism Satellite Account should be compiled in full alignment with the National Accounts. This is not only important for internal consistency and quality assurance, but also with a view of reporting the results of the TSA in direct comparison with results from the National Accounts overall.

4 System of National Accounts data for the Tourism Satellite Account

4.1 Input-output tables

4.2 Balancing industry and commodity accounts in the I-O tables

4.3 International and inter-provincial trade in goods and services

4.4 Value added and employment

Chapter 5. Compilation methods for the TSA tables

This chapter gives practical guide as to how to compile the TSA tables. The methodology discussed in the chapter may be of three kinds: top-down, bottom-up and a mixed approach, depending on the available data as discussed in Chapter 3, as well as on a case by case basis. Particular attention will be paid to the following issues: estimation methods – particularly for coverage issues, diversion from definitions used in the guiding frameworks (SNA 2008), specific issues while compiling (selected) tables and indicators on sub-regional level, and how to deal with seasonality.

5 Compilation methods for the TSA tables

5.1 Selection of tourism commodities and industries

5.2 Derivation of tourism domestic supply

5.3 Derivation of tourism demand

5.4 Demand-to-supply reconciliation

5.5 Tourism GDP and employment

5.6 Gross fixed capital formation (GFCF)

5.7 Methodology for provincial and territorial TSA

Chapter 6. Dissemination of TSA tables and indicators

This chapter discusses the dissemination of TSA tables and indicators, including the Sustainable Development Goal indicators for sustainable tourism. This chapter also covers references to the linking of the Tourism Satellite Accounts to the System of Environmental-Economic Accounts.

6 TSA tables and indicators

6.1 Tourism expenditure by commodity

6.2 Gross domestic product and employment

6.3 Sustainable Tourism indicators

6.4 Linking TSA and SEEA

Chapter 7 – Quality management

This chapter provides guidance on quality management and quality reporting bearing in mind the compliance with the recommendations of the methodological frameworks: SNA 2008 and TSA 2008. It will contain the main elements of reporting within a quality assurance framework and will include a number of country practices.